



# Presentation

## T&S (Tactics And Strategy)





# T&S (Tactics And Strategy)

We present a multi-functional system that goes beyond traditional GameFi products, unlocking a wide range of opportunities on the platform:

- Level activation via the native Meta Whale token – Whalebit (CES).
- Introduction of an in-game stablecoin Inner Game Token (IGT).
- Dynamic pricing in T&S through integration with W-DEX.






# T&S

## Tactics And Strategy

The second iteration of this large-scale program brings an enhanced logic and offers a glimpse into the future of a new ecosystem. T&S is designed for those who seek not just a tool for earning, but an innovative space filled with countless opportunities for growth and interaction.





# The Full Power of the Product



T&S – A unique gamified marketing program.



Hybrid activation mechanism in CES and the in-game token IGT.



12 levels and two types of referral gaming programs (S6 & S3).



Integration with other products.



The number of 12-level cycles can be repeated without restrictions.



Implemented improvement mechanisms powered by Meta Whale DAO.



Instant unlimited profit in CES tokens



All 100% of turnover is distributed within the partner network.



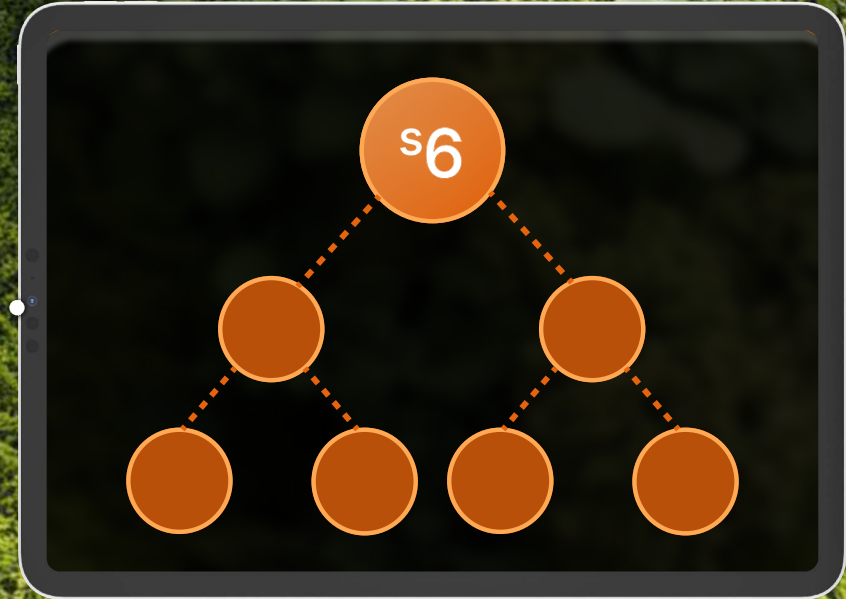
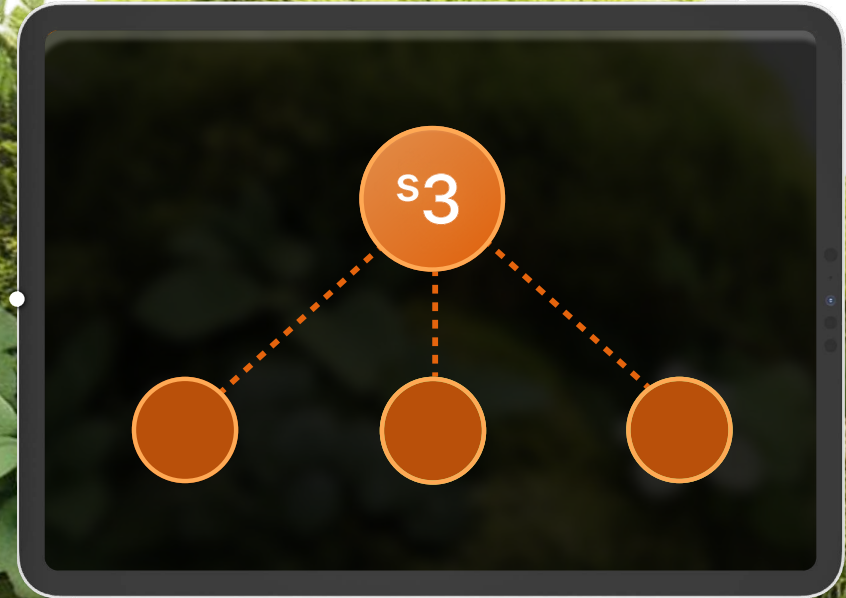
# T&S Marketing

A gamified marketing program with integration into other products within the Meta Whale ecosystem. T&S simultaneously utilizes two types of referral programs – S6 and S3 structures.

The numeric value corresponds to the number of partners at a single level. The strength of the program lies in this tandem approach.

**S3** - A one-level network consisting of four participants: the upline and three of their partners.

**S6** - A two-level network consisting of seven participants: the upline, two first-line representatives, and four second-line representatives.





# T&S Marketing

One cycle of the T&S marketing program consists of 12 levels: first, the S6 structure is filled at the first and second levels, then the S3 structure at the third level. The cycle then repeats: two levels – S6, one – S3.

The user's goal in T&S is to develop the most extensive and high-quality marketing network of partners. Each subsequent level can only be activated sequentially, one after another: after the first comes the second, then the third, followed by the fourth, and so on.

⚠ No limits on profit and the number of cycles.





# How to Get Started

To start using T&S, you need the Whalebit (CES) token, which can be obtained on W-DEX. To perform transactions, you must also have at least a few POL coins to cover the network fees in the Polygon blockchain.



Your first transaction will be zero – this is your registration. Once registered, you can activate any T&S program in the future without needing to register again. This means that by the time new programs launch, you will already be an active participant in the ecosystem.

Register using the referral link of the person who introduced you to this gaming program and also ensure that your partners strictly register through your invitation link, this will increase your chances of earning under the same structure.





# T&S System

As soon as you activate the first level, the payment goes to your (upline) partner. You are then automatically placed in either their first or second line. This grants you access to fill the first level of the S6 referral structure.



A part of your referral tree may be within your upline's structure if you are in their first line.

This means that the entire team contributes to filling the structure, and payouts do not depend on who invited the person who occupied a position in your structure.







# T&S System

Filling positions within your referral structure can occur in several ways:



- Through your actions. If you invite partners using your referral link.
- Through the actions of your upline partners. Spillovers from your upline partner can help fill your first line.
- Through the actions of your first-line partners. Invited partners, as they fill their own level, can also fill your second-line positions.





# T&S System

Your referral structure is filled by the entire team, and payouts do not depend on who exactly invited the participant at your level – whether it was you or another partner.

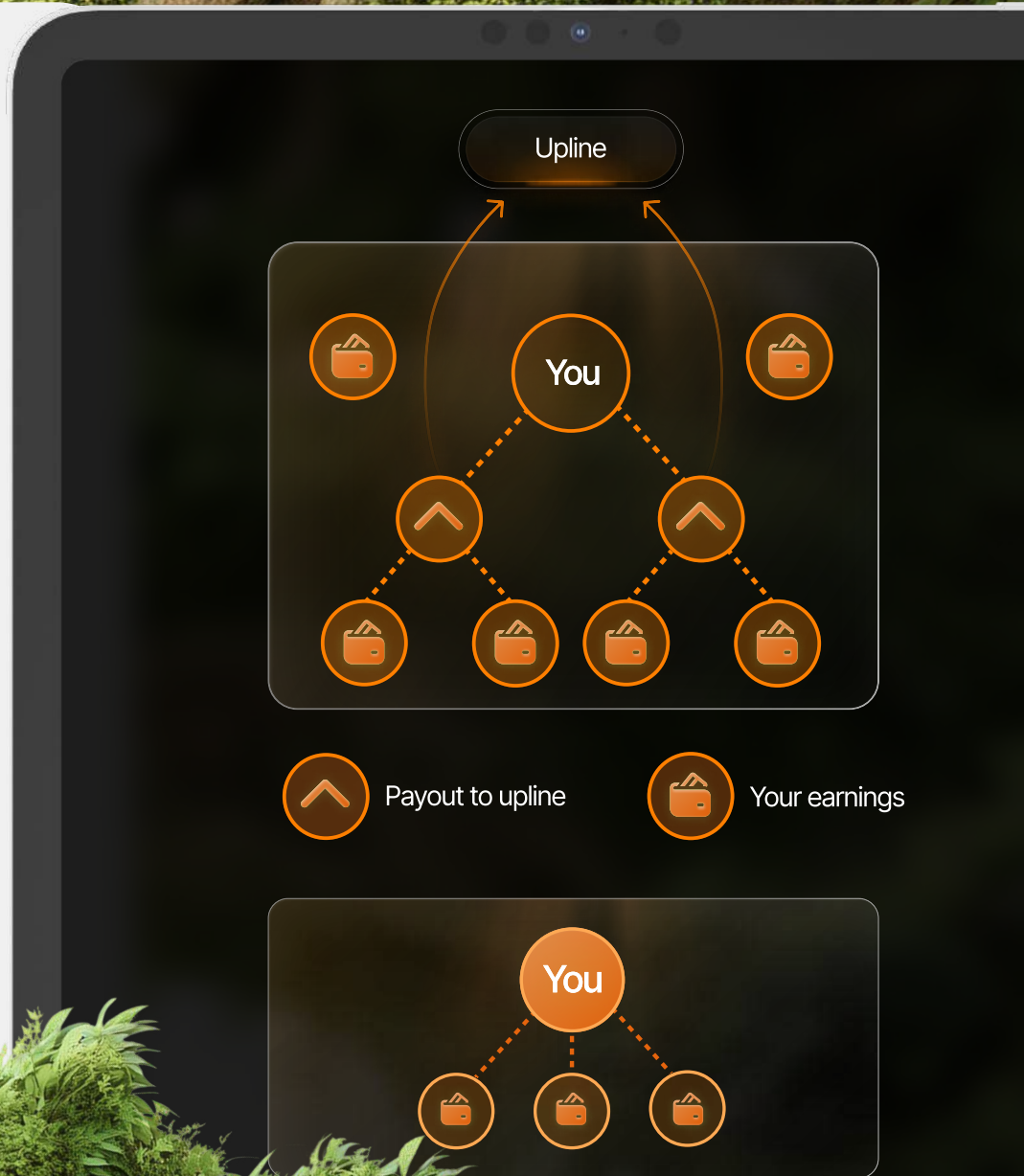
## S6 Payouts



Payouts in S6 come from the second line, where your four partners are located, meaning you receive four payouts. Rewards from the first line go to your upline partner.

## S3 Payouts

Payouts in S3 come from all three of your partners and are credited directly to you.





# Level Pricing Features

The gamified program T&S is the first product in the Meta Whale ecosystem to integrate an in-game stablecoin IGT. This token can only be obtained by converting Whalebit (CES).



The CES to IGT exchange rate is based on the average price in the CES-USDT pool on W-DEX during the five-minute period before conversion.

**For example:** If the average CES price over the last 5 minutes was 5 USDT, then 1 CES will be equal to 5 IGT. If the average price of CES was 10 USDT then 1 CES will be 10 IGT, and so on.

The reverse conversion rate, IGT to CES, is calculated in the same way.



# Level Pricing Features

Activation, renewal, and earning income from the referral network in T&S are only possible using the IGT stablecoin. Currently, IGT can be obtained in two ways:

- By converting CES to IGT when making a deposit into the T&S program.
- By receiving referral rewards from partners who fill your levels in T&S.



Simply put, you can only enter and exit T&S by converting CES to IGT and vice versa.





# Level Pricing Features

The T&S game program consists of 12 levels, each costing twice as much as the previous one, minus 10%.

### For example:

The price of Level 1 in T&S is 10 IGT. The price of Level 2 is  $(10 \text{ IGT} * 2) - 10\% = 18 \text{ IGT}$ . The price of Level 3 is  $(18 * 2) - 10\% = 32.4 \text{ IGT}$ . And so on.

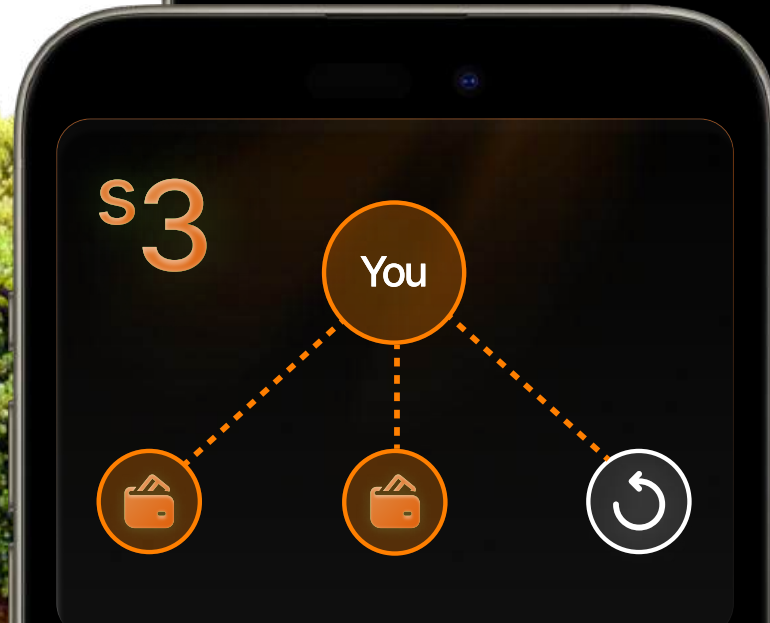
Level 1	Level 2	Level 3	Level 4
10 IGT	18 IGT	32,4 IGT	58,32 IGT
Level 5	Level 6	Level 7	Level 8
104,98 IGT	188,96 IGT	340,12 IGT	612,2 IGT
Level 9	Level 10	Level 11	Level 12
1101,1 IGT	1983,6 IGT	3570,47 IGT	6426,84 IGT





# Reactivation

Reactivation – a repeated activation of a level.  
The final payout in the structure – the fourth in S6 and the third in S3 – is directed towards reactivation. This means the same level is activated again.



To ensure you don't lose profit in the next cycle, this function is enabled by default. Your partners also undergo reactivation (unless they disable it). In this case, they once again occupy a slot in your new structure, generating profit for you.



Reactivation



# Deactivating Reactivation

For greater flexibility and strategic customization, there is an option to disable reactivation.

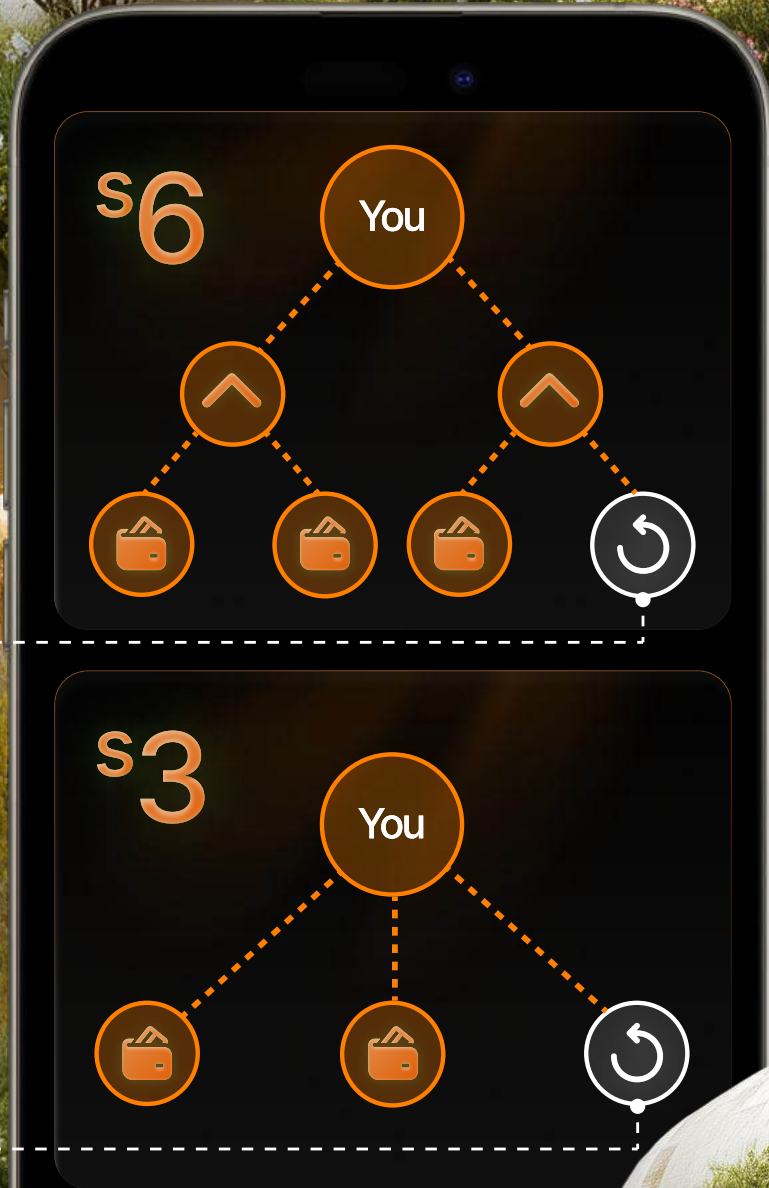
In this case, 25% of the funds intended for reactivation at that level will be transferred to the NFT Holders' Fund Pool, while the user will receive the remaining 75%.

This feature is designed to encourage active participants who aim to grow the network.

It creates a fair mechanism for both those who want to continue expanding their structure and those who prefer to stop the cycle.



25%






# Auto-Upgrade

Auto-upgrade – an automatic activation of the next level. Two payouts from partners, in every structure except level 12, are allocated for activating the next level as soon as it is filled.



If your next level is not activated in advance, the auto-upgrade function is enabled by default – this ensures you don't miss out on potential profits.

 **Auto-Upgrade**



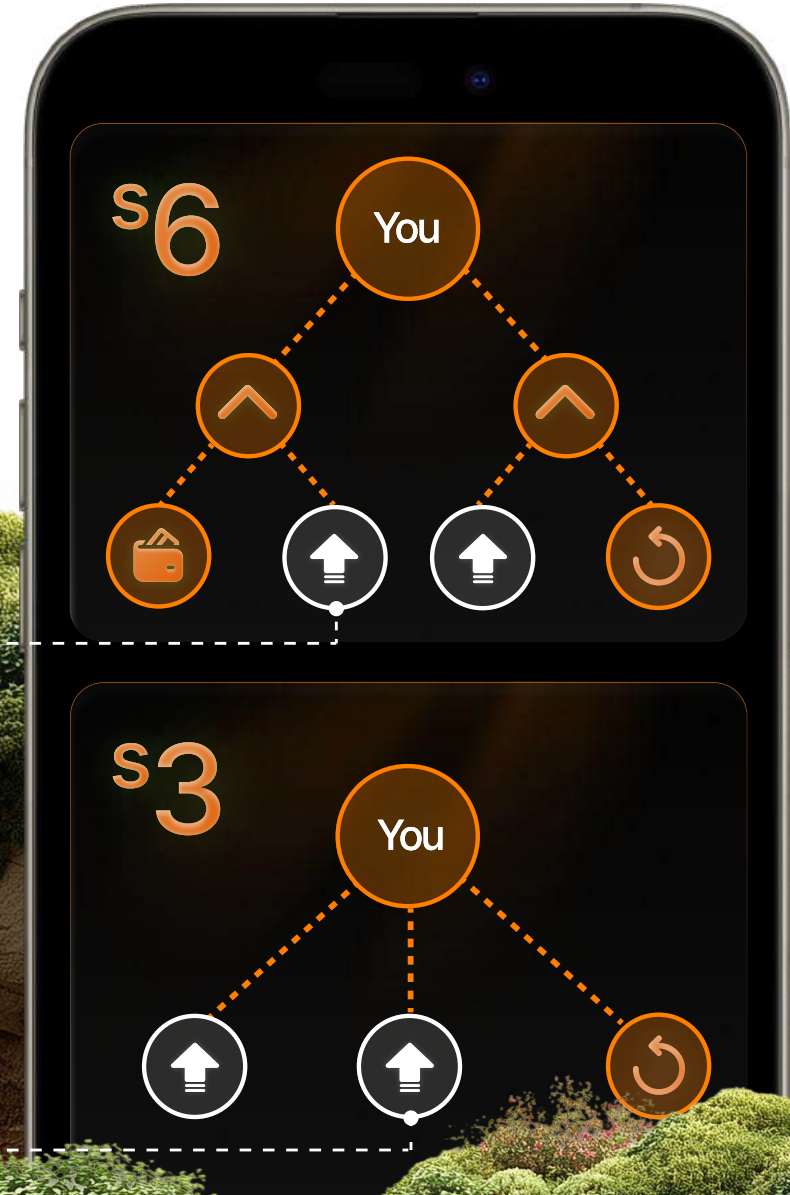


# Disabling Auto-Upgrade

For greater flexibility and precise strategic adjustments, there is an option to disable auto-upgrade.


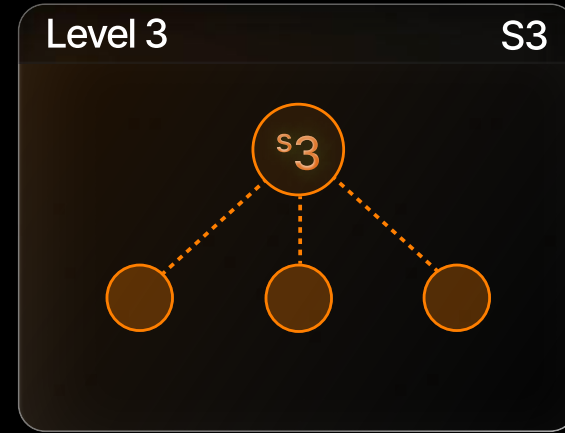
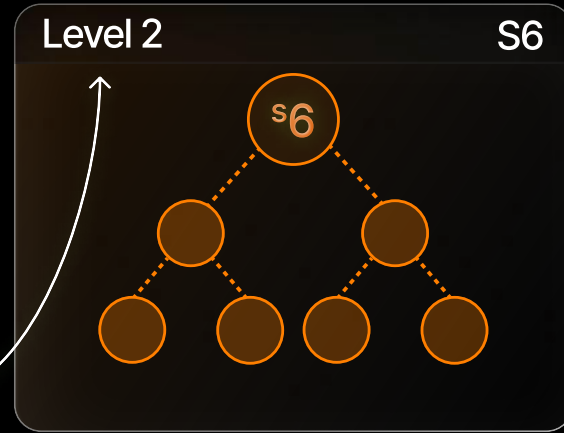
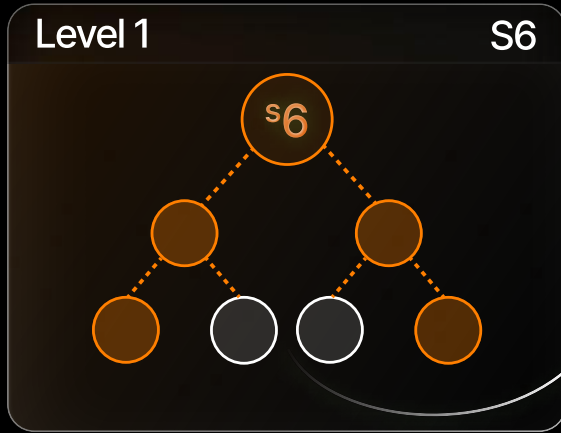
In this case, 25% of the funds allocated for activating the next level will be sent to the NFT Holders' Fund Pool. The user will receive the remaining 75% and will complete the referral program cycle if their next level is not activated in advance.

This feature is designed to encourage active participants who aim to grow the network. It creates a fair mechanism for both those who want to continue expanding their structure and those who prefer to stop the cycle.





If you haven't activated Level 2 of the referral program while still at Level 1, the auto-upgrade mode is enabled by default starting from Level 1.



When you activate Level 2 in advance, auto-upgrade is no longer needed at Level 1. The same applies to the following levels. This way, you maintain your earnings while continuing to grow your structure and stay in the cycle.



# Fast Earnings

Your referral scheme is filled out by the entire team, and payments do not depend on who invited the participant at your level – you or another partner.

Statistically, most users activate at least 7 levels. Invited partners can quickly fill all slots, potentially surpassing you in the referral tree.

For this reason, it is recommended to activate more than 7 levels at once to ensure you don't miss potential profits.





# T&S Cycles

Users are not limited in activating new cycles – they run in parallel, generating profit simultaneously.

For example, if you reach the 2nd referral level in one cycle, you can start forming a new first level in another cycle, and so on, without restrictions.

It means you can have an unlimited number of active, ongoing cycles – not necessarily reaching the final 12th level – each continuing to generate profit as their structures fill.





# Net Profit

If you calculate the net profit from one full cycle of 12 levels, it amounts to nearly 17,600 IGT, considering the enabled Auto-Upgrade and Reactivation functions.

In this case, you also receive net profit along with 12 active levels, which will continue generating even more earnings.



However, in reality, the net profit will be significantly higher since lower levels fill up much faster. Additionally, the number of simultaneously active slots is unlimited.

The 12th level is the most profitable, as the income intended for Auto-Upgrade, which was previously used for upgrading levels, now goes directly to your wallet.



# NFT Holders' Fund Pool

To support the ecosystem and the company's growth, a fund pool is created, where 10% of the initial level purchase will be allocated.

## How are the pool funds distributed?

- Royalty Program – payouts to NFT holders
- Company Development – funding new directions
- Token Buyback – maintaining asset value
- Token Burning – creating a deflationary effect

Additional Pool Funding: 25% from disabled auto-reinvestment and auto-upgrade.





# Pricing Mechanisms

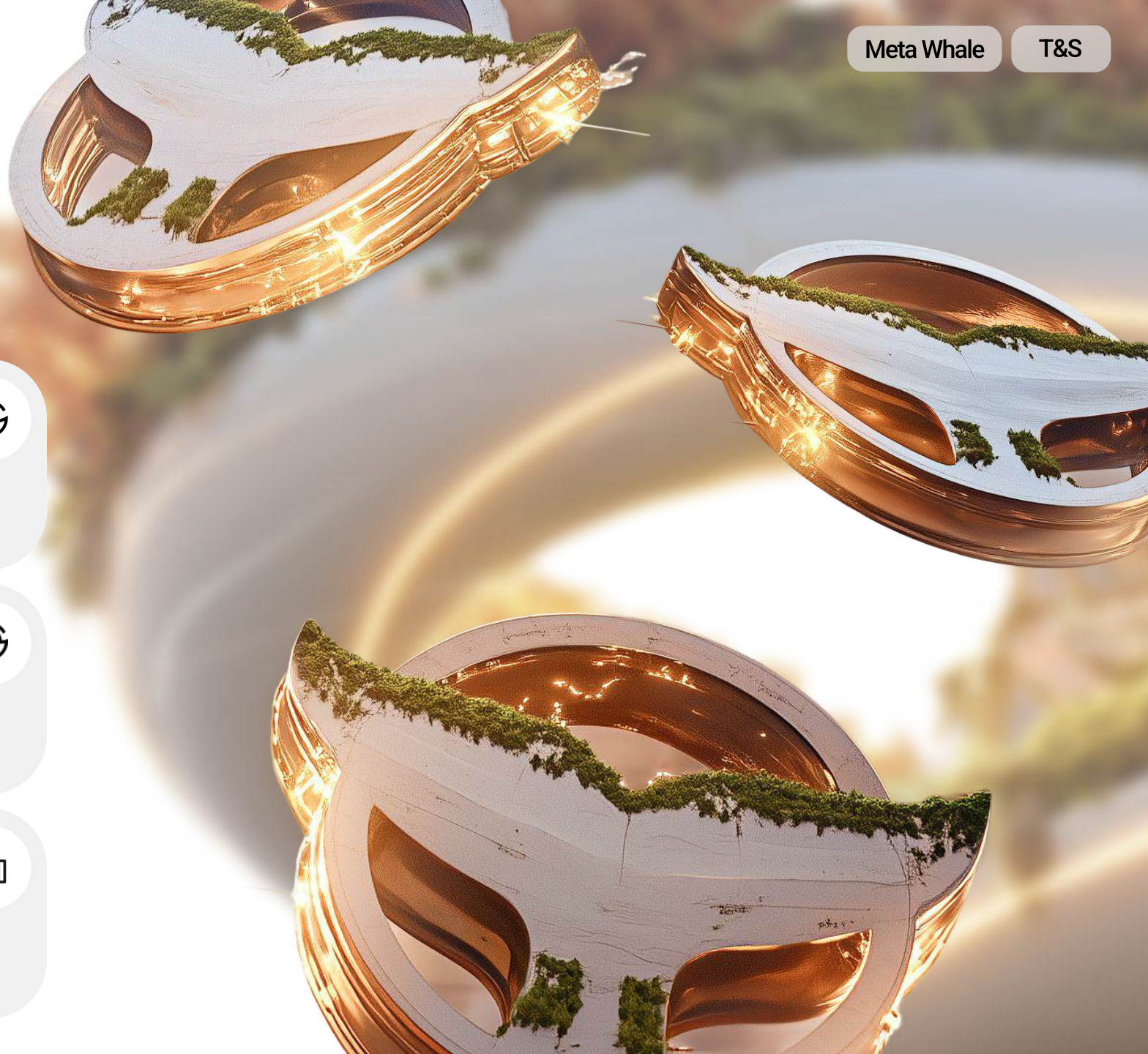
**01** Stablecoin Inner Game Token (IGT). Level activation in T&S will be conducted in IGT.



**02** Native Token CES. The creation and burning of IGT can only be done using Meta Whale's native token, Whalebit (CES).



**03** DAO. The system includes a governance function – changes to T&S mechanisms can be implemented through Meta Whale DAO voting.





# DAO Mechanics

A Decentralized Autonomous Organization (DAO) serves as the foundation of economic relationships within T&S. As the active community grows, users will have the power to decide how effective different economic models are.

Through DAO voting, key decisions regarding the platform's development will be made.







# Interconnected Ecosystem

Active participation and level progression in the T&S program unlock access to other Meta Whale products, expanding opportunities for growth and income. This mechanism is designed to add value to T&S and integrate it into other Meta Whale products, creating new possibilities for users.





Meta Whale

